






START



Overs & Unders



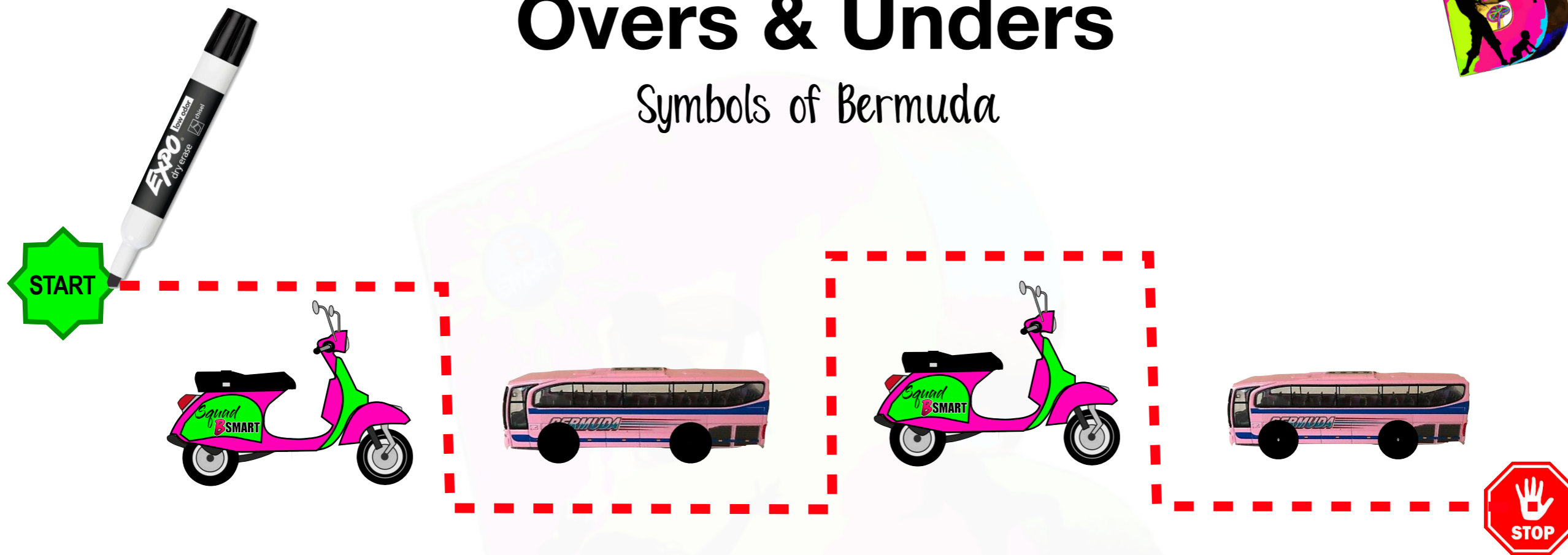
Symbols of Bermuda





Overs & Unders

Symbols of Bermuda





Stage 2 - Use writing implement


Insert page into clear pocket sleeve or cover with a clear shower curtain or large Ziploc bag to use with dry erase marker.

**Staying on the track, loop the designated image.
Do not lift finger or writing implement until the end of each row.**



Overs & Unders










حجرت

حجرت





حجرت


حجرت



حجرت



حجرت



حجرت

