

BSMART

Instructional Materials Scanning Overs and Unders

Visual Efficiency & Visual Motor Integration





Visual scanning is the ability to use vision to search in a systematic manner, such as top to bottom and left to right.

A child needs to use visual scanning to avoid obstacles when navigating their environment. Smooth visual scanning is also required for reading.

When you're reading a line of text in a book, you shift your eyes left to right across the page without losing your place. When you get to the end of the line, you shift your eyes down to the next line without jumping your vision all over the page.

Visual tracking is defined as efficiently focusing on an object as it moves across a person's visual field. This skill is important for daily activities, including reading, writing, drawing, and playing.

BSMART's Visual Scanning packet helps to develop better visual scanning and hand-eye coordination.

Scan the rows from left to right, drawing continuous lines either over or under the given shape or letter.

Once pencil is in the start position it should not be lifted off of the paper until the student reaches the end of each line.


Use these packets as centers, stations, during quiet time, or as homework.



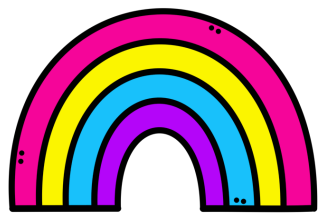



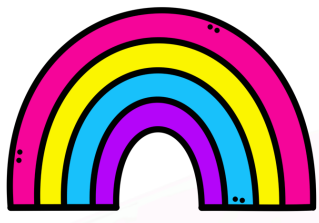

Intended for use with children aged 3 years and up.

For younger students:


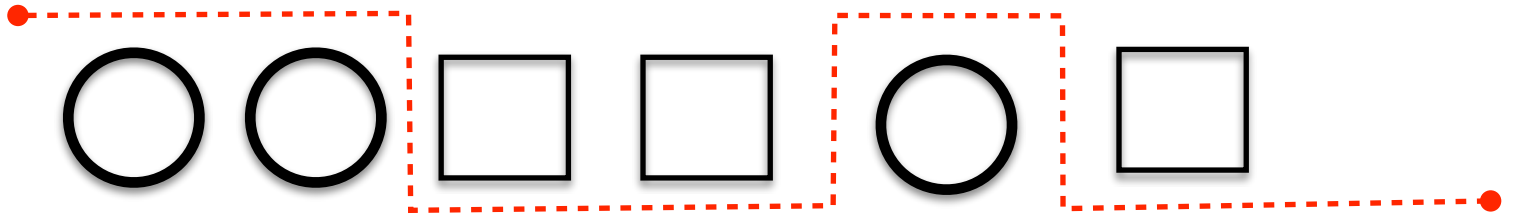
- first introduce on vertical surfaces (whiteboard, covered walls, etc.)
- recreate large simple patterns for them to complete at vertical surface.
- enlarge the worksheets
- laminate or place worksheets in sheet protectors for use with dry erase markers.



Draw continuous lines over the  and under each 





Draw continuous lines over the ○ s and under the □ s



Draw continuous lines over the s and under the s

