

# Roll & Build It!

## Numeracy










### Materials:

1. Game Sheets (print and laminate)  
*Use the domino sheet first*
2. Blocks (Lego or Math blocks)
3. Dice

### To Use:

1. Student rolls the dice.
2. Count & match the number of dots.
3. Stack required number of blocks on top of rolled number.
4. Once student can identify numbers, use the second game sheet with numerical values.

# Roll & Build It!



# Roll & Build It!

6

4

1

5

2

6

5

3

4

2

1

3