



Loop de **L**oos



Loop de Loos


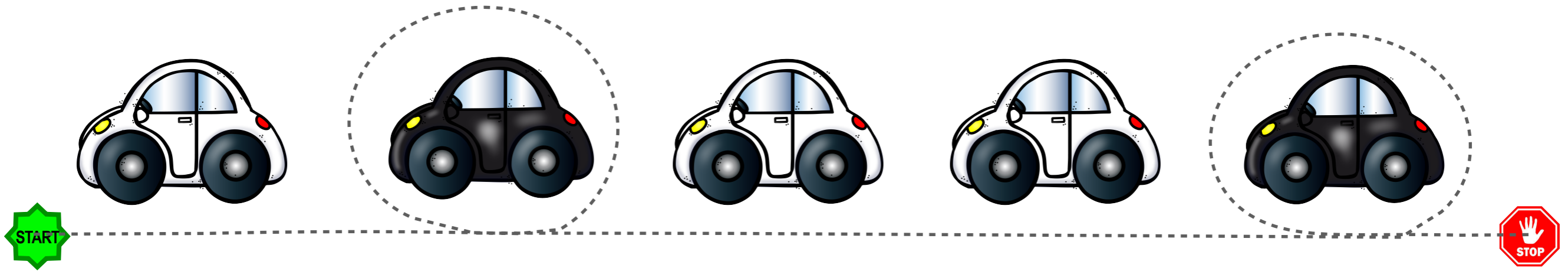
Stage 1 - Use finger



Insert page into clear pocket sleeve, cover with a clear shower curtain, or place in a large Ziploc bag to use with dry erase marker.

**Staying on the track, loop the designated image.
Do not lift finger until the end of each row.**

Loop de Loos



Loop de Loos



Loop Me



Loop de Loos

