



Loop de Loos




## Symbols of Bermuda





# Loop de Loos

Symbols of Bermuda



## Stage 2 - Use writing implement

*Insert page into clear pocket sleeve or cover with a clear shower curtain or large Ziploc bag to use with dry erase marker.*

**Staying on the track, loop the designated image.  
Do not lift finger or writing implement until the end of each row.**














# Loop de Loos





# Loop de Loos





# Loop de Loos



# Loop de Loos

